

---

Official Prototype  
For  
iOS/Android Application Development  
{Pastor Chris Says...}

---

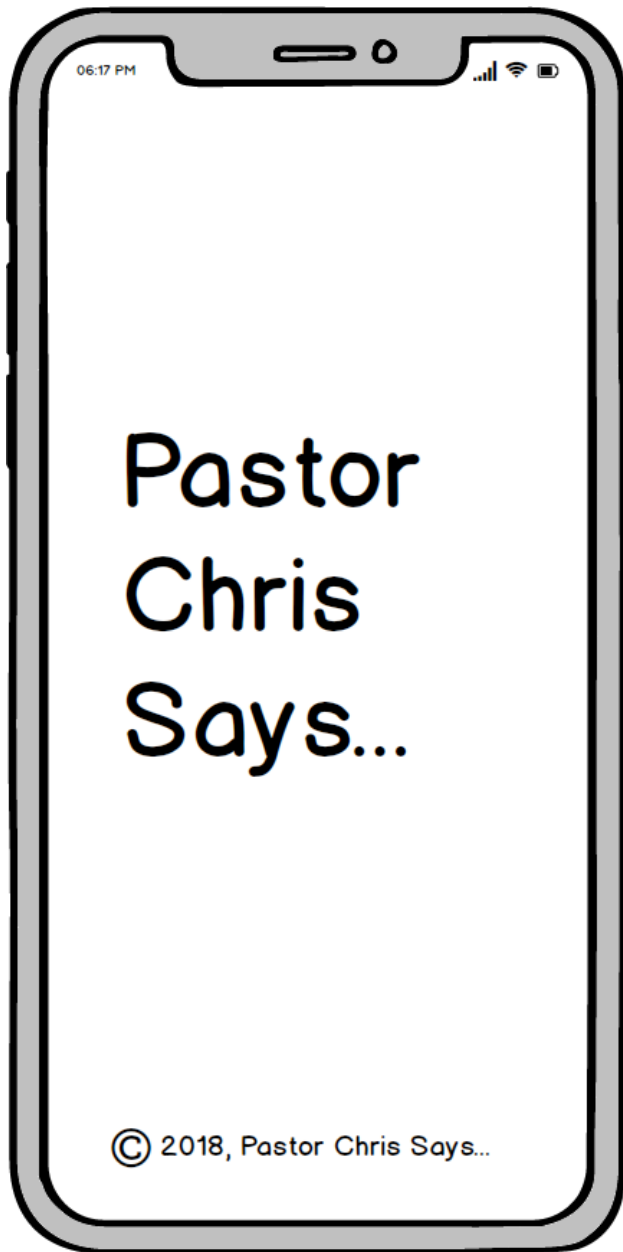
Date: 17 December 2018

Authored By : Alex Smith

Version : 1.0

---





## Splash Screen

Splash Screen of the application will include the following

- Application name
- There will be a back-ground picture of Pastor Chris
- Copyright information of application



## Search Screen

From the bulk of Sermon user can search for particular Phrase by following methods

- Search by Phrase
- Search by Title
- Search by Year

User can search by typing in search box or he/she can use speak in the speaker to search

- About Application Info Button
- Slide Menu Button



## Search Result Screen

On this screen user is able to see the result of particular search. Each result will consists following

- Photo Thumbnail which is uploaded with Video or Audio in Back-end
- Title of Sermon which is having the searched Phrase
- Video or Audio Tag so user know that the phrase is in Video or Audio Sermon
- Year of delivered Sermon by Pastor Chris
- Save the searched Phrase so user don't need to search the same Phrase again future. It will be saved in Application local database.
- About Application Info Button
- Side Menu Button



## Saved Search Screen

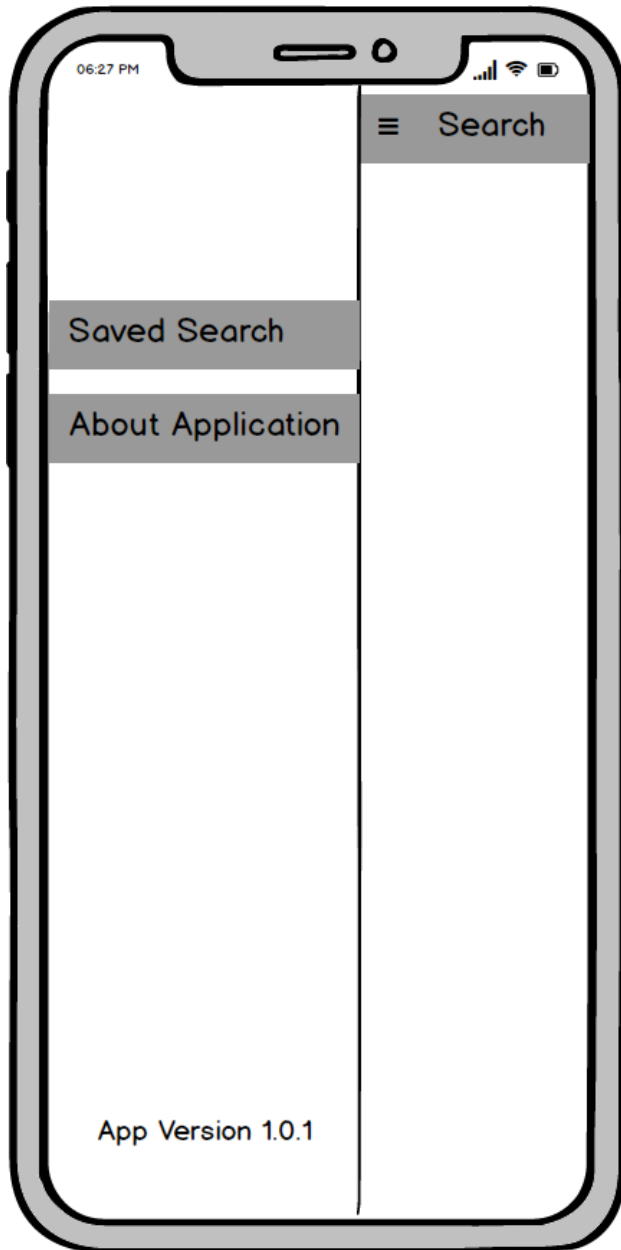
User can manually open this screen from the side menu and it will include the following.



## Saved Search Detail Screen

This screen includes the saved Phrase search detail screen and it will include following.

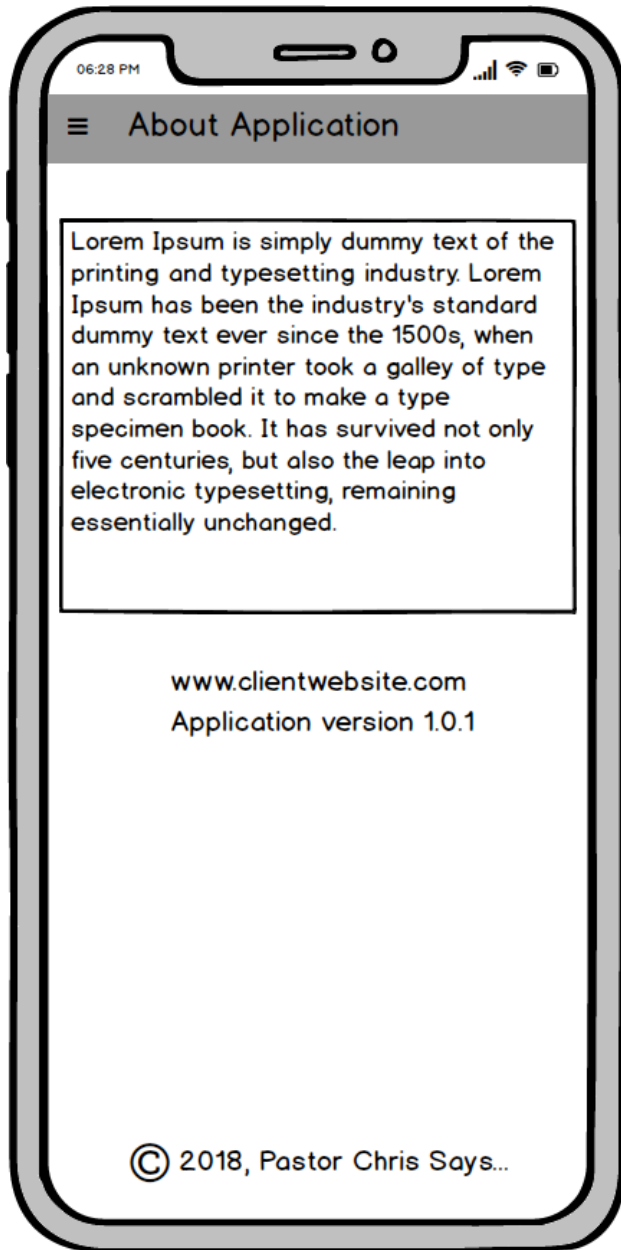
- Photo Thumbnail which is uploaded with Video or Audio in Back-end
- Title of Sermon which is having the searched Phrase
- Video or Audio Tag so user know that the phrase is in Video or Audio Sermon
- Year of delivered Sermon by Pastor Chris
- Remove from saved search button
- About Application Info Button
- Side Menu Button



## Side Menu Screen

Side Menu Screen will include the following

- Saved Search – When user will click on this button it will redirect him on saved screech screen.
- About Application Screen – When user will click on this screen it will redirect him on About Application Screen.
- Application Version on Google Play Store and iTunes.



## About Application Screen

About Application Screen will include the following.

- Information about Application and company.
- Link of the Website.
- Application Version on Google Play Store & iTunes Account.
- Copyright information of the application.



## Admin Back-end Side of Application

We will provide the highly secured and modern back-end which will have the following features and functionalities.

- Dashboard
  - Total Number of uploaded Video Sermons
  - Total Number of uploaded Audio Sermons
- Video Sermons
  - List of uploaded Video Sermons
  - Upload new Video Sermon
    - Add Video Sermon Title
    - Add Image for Video Sermon
    - Published Year of Video Sermon
    - Generate Transcript of the Video Sermon
      - This is the Transcript based on App user can search the particular Phrase from Video. This is the main tricky function which will take lot of time and energy of us to get successful.
- Audio Sermons
  - List of uploaded Audio Sermons
  - Upload new Audio Sermon
    - Add Audio Sermon Title
    - Add Image for Audio Sermon
    - Published Year of Audio Sermon
    - Generate Transcript of the Audio Sermon
      - Like said above Transcription of Audio & Video feature is the main tricky and challenging function of this application.
- Admin Profile
  - Name of the Admin

- Change name of the Admin
- Email ID the Admin
  - Change email ID of the Admin
- Password of Admin back-end
  - Change Password of Admin Back-ened

**Important Note:**

- May be possible that every format of Video and Audio file are not supported for Transcription so we need to add the functionality of converting the audio and video to supported format so we can generate transcript of every video & audio successfully.